


HAT SIZE 2 - 4 YEARS (S/M)

**MATERIALS**

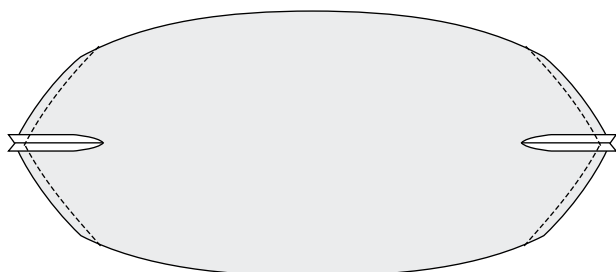
- Jersey approx. 50 (60) cm



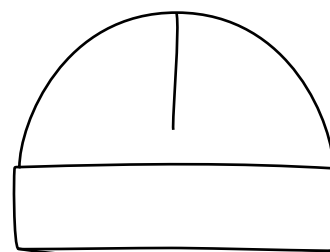
1. Cut 1 piece fabric.
Stitch hat together centre back with 0.7 cm seam, leaving a gap for turning through, press.



2. Fold hat according to illustration, stitch outer points together, press.



3. Fold hat and stitch last points together, adjust above seam, press.



4. Turn right side out, stitch opening closed.
Fold hat in half and create a turn-up on the hat.

CONTINUED ON NEXT PAGE >>


HAT SIZE 2 - 4 YEARS (S/M)



+ 5 cm
2-4
years

— = S/M
— = 2-4 years

To fold



Grain
To fold

S/M
+ 12 cm