


Hat size 2 - 4 years + s/m


Materials

- Jersey approx. 50 (60) cm

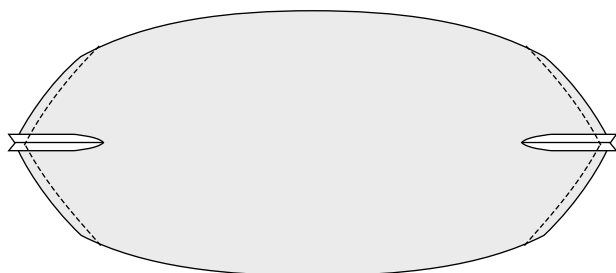
**FREE
DIY**



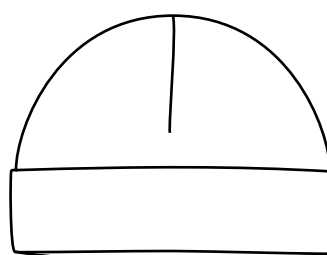
- 1.** Cut 1 piece fabric.
Stitch hat together centre back with 0.7 cm seam, leaving a gap for turning through, press.



- 2.** Fold hat according to illustration, stitch outer points together, press.



- 3.** Fold hat and stitch last points together, adjust above seam, press.



- 4.** Turn right side out, stitch opening closed.
Fold hat in half and create a turn-up on the hat.

