

A LOOK ENTIRELY YOUR OWN

# PATCHWORK FOR JACKET

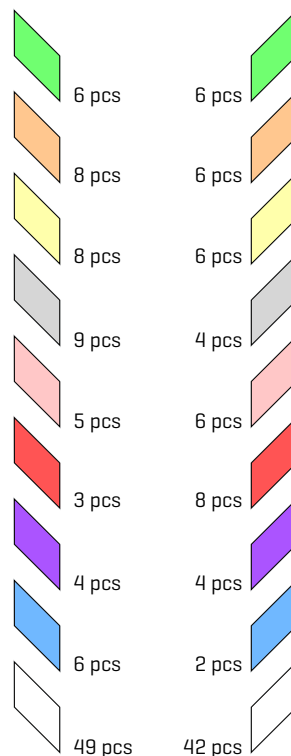

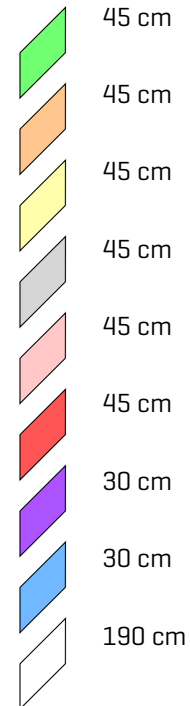


FREE  
DIY



## MATERIALS

- Pattern 24047-B in the correct size.
- Bias binding, about 7 m
- 2.30 m of 140 cm wide fabric for the lining
- Iron-on batting, 340 cm
- 9 different fabrics to make main fabric



*By the way... Make your jacket in the colour combination of your choice. Free your mind!*

Cut fabric pieces using the templates on the next page. Sew as shown in the drawing. Press all seams.

Lay out pattern 24047 as shown. Sew the jacket as described in the pattern instructions.

A LOOK ENTIRELY YOUR OWN

# PATCHWORK FOR JACKET

