

DIY2402 Smock dress #frejasmockdress

Seam allowance is included on all patterns:

All other seams 1 cm

You need the following fabric and accessories

UK Size	6 - 12	14 - 18
EU Size	34 - 40	42 - 46

Fabric: w/135 cm 235 455 cm

Accessories:
Elastic thread

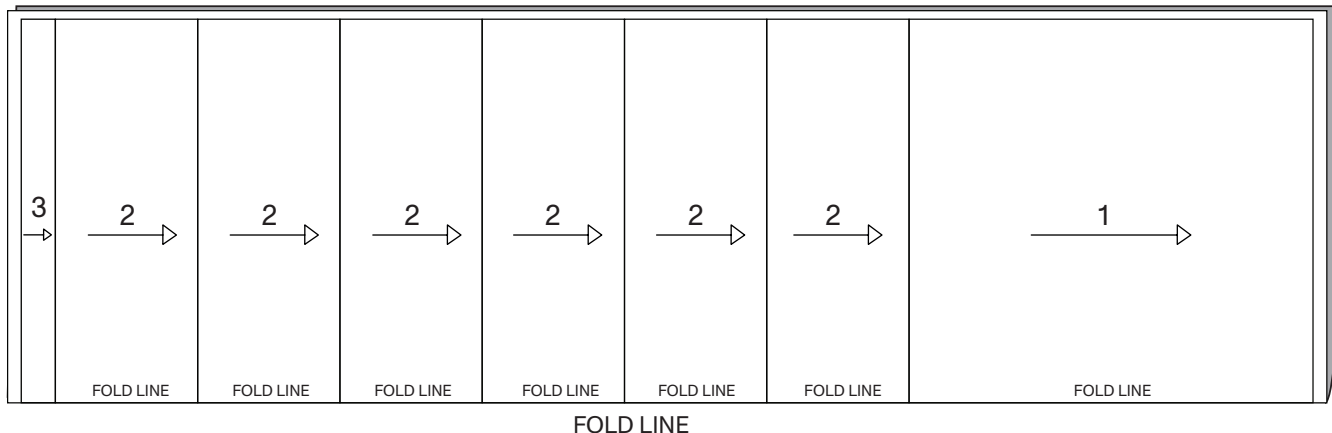
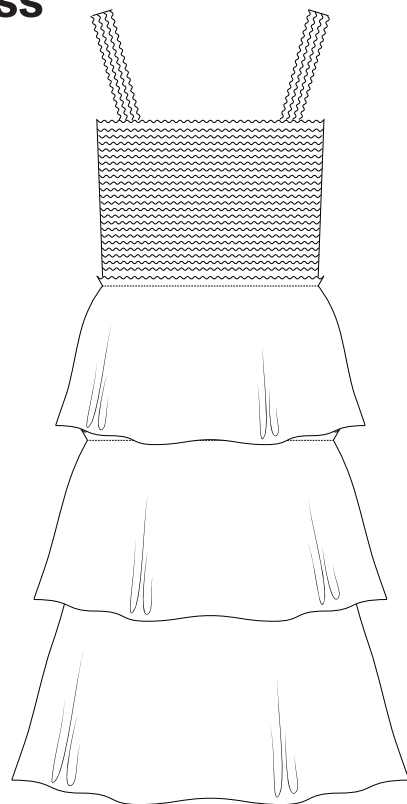
Size 34 to 40

You need to cut the following parts

Part 1	Front/back	x 1	full fabric width x 71 cm
Part 2	Ruffle	x 6	full fabric width x 25 cm
Part 3	Strap	x 2	half fabric width x 6 cm

Finished smock width on part 1, approx 45-50 cm

Finished smock length on part 3, approx 30 cm



Size 42 to 46

You need to cut the following parts

Part 1	Front/back	x 2	full fabric width x 71 cm
Part 2	Ruffle	x 12	full fabric width x 25 cm
Part 3	Strap	x 2	half fabric width x 6 cm

Finished smock width on part 1, approx 45-50 cm

Finished smock length on part 3, approx 30 cm

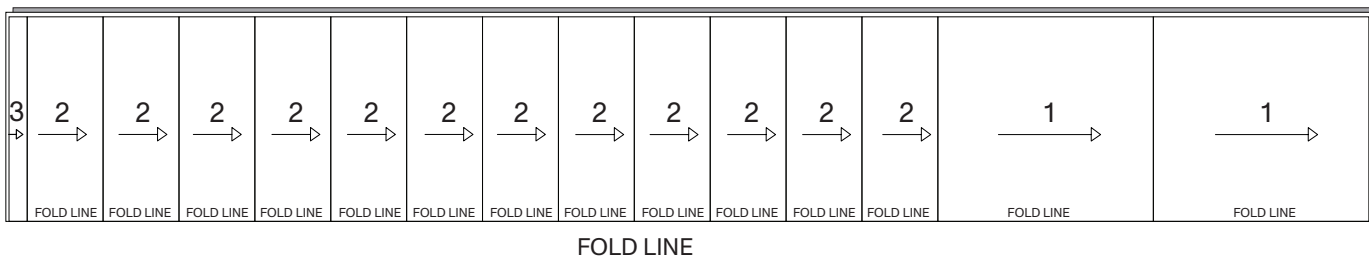
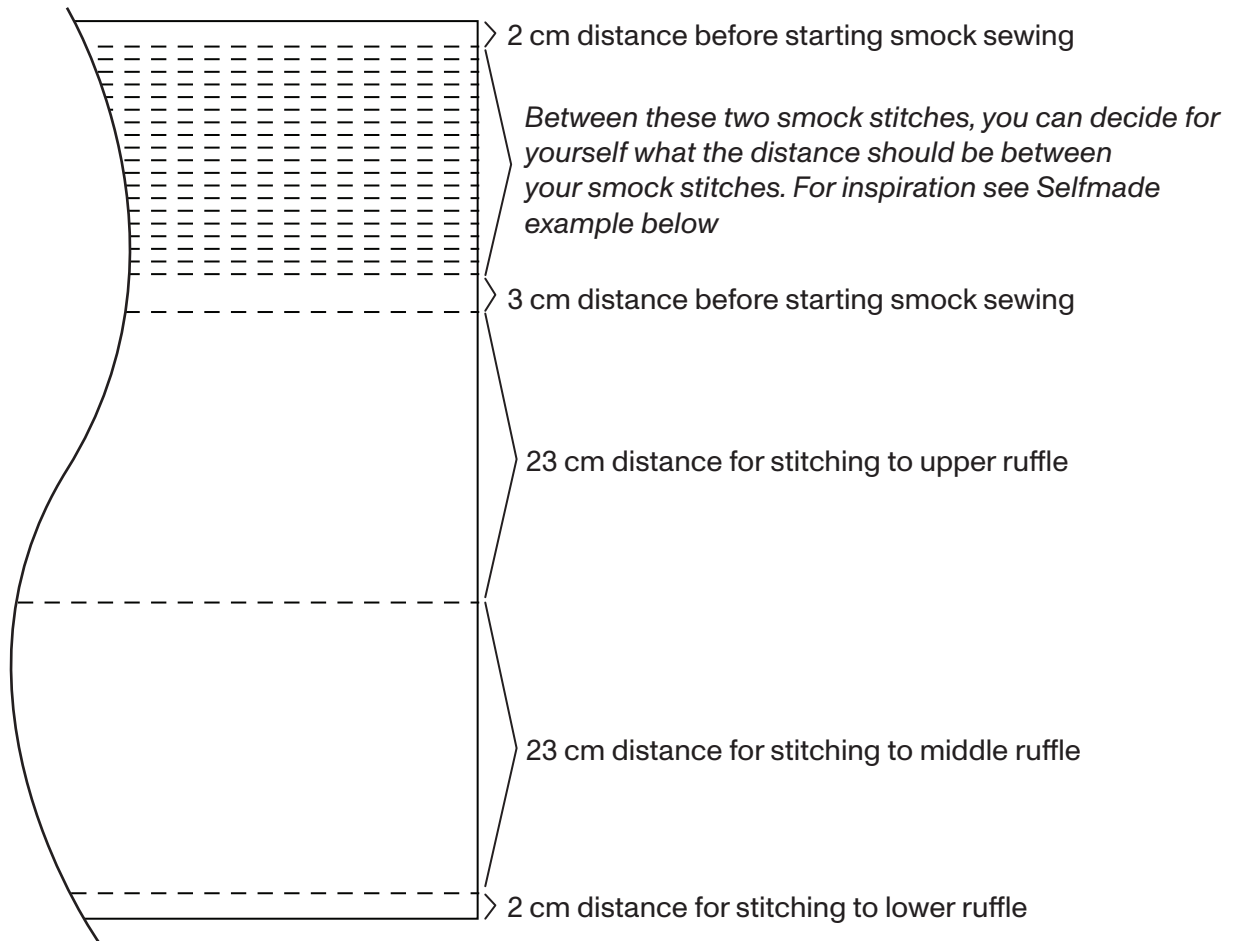


Diagram for stitching of ruffles and smock



**Selfmade[®]
example**

