Mache Deinen eigenen Zugluftstopper

Selbernähen: Weniger Zugluft mit Türenrollen

Materialien

- 2 × 250 g Plastikgranulat (Nr. 39099)
- 60 cm Stoff
- 30 cm Band/Lederriemen als Tragegriff
- Füllwatte:
  Türbreite ca. 75 cm = 300 g
  Türbreite ca. 100 cm = 400 g
  Verwende die Füllung aus einem Kissen
  (z. B. Nr. 38000050)

Pssst ...! Du kannst deinen Zugluftstopper auch nach den Maßen deiner Fenster nähen.



1.

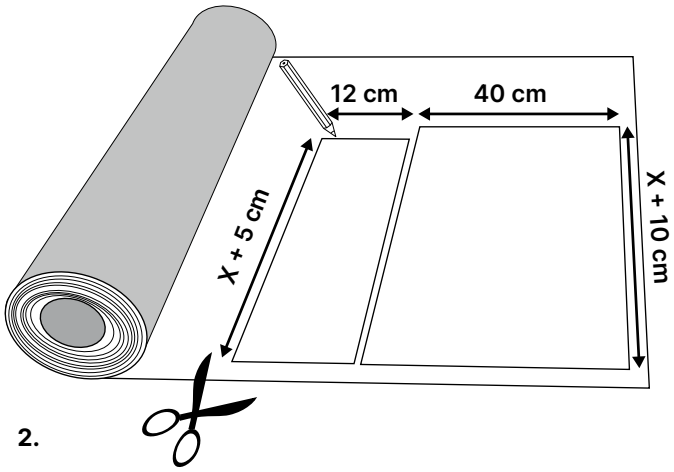

2.

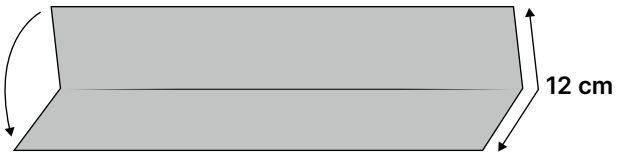

3.

4.

Weiter auf der nächsten Seite >>



5.

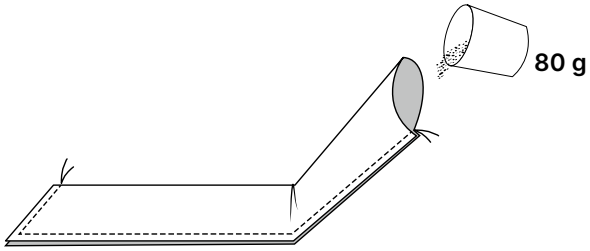

6.

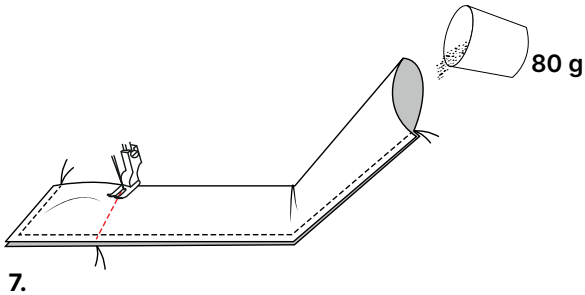

7.

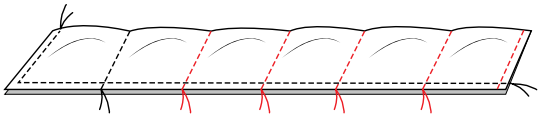

8.

9.

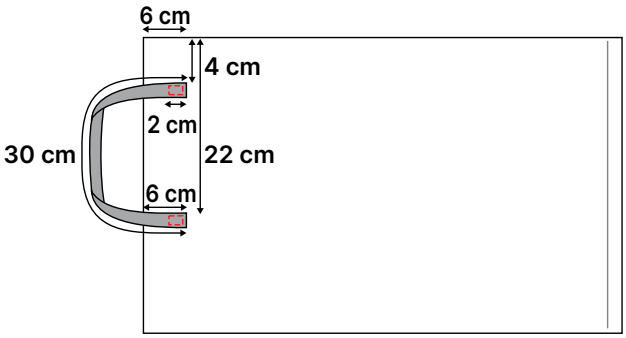

10.



11.

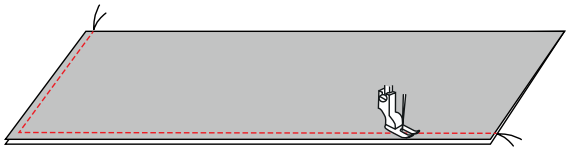

12.

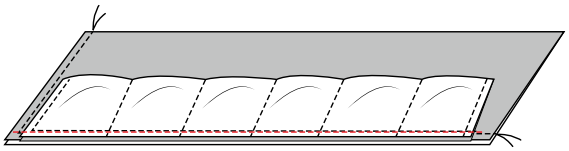

13.

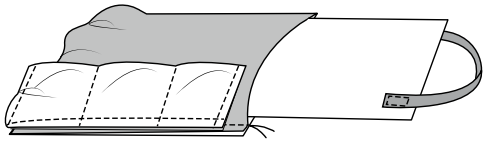

14.

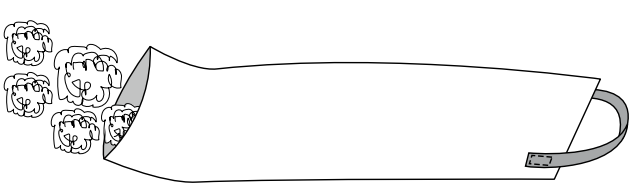

15.

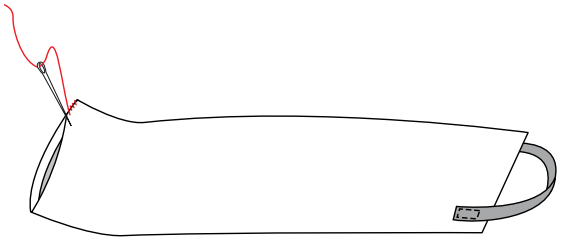

16.