

Lav din egen trækstopper

Sy-selv: Mindsk træk med lang pude

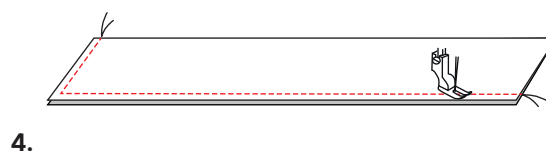
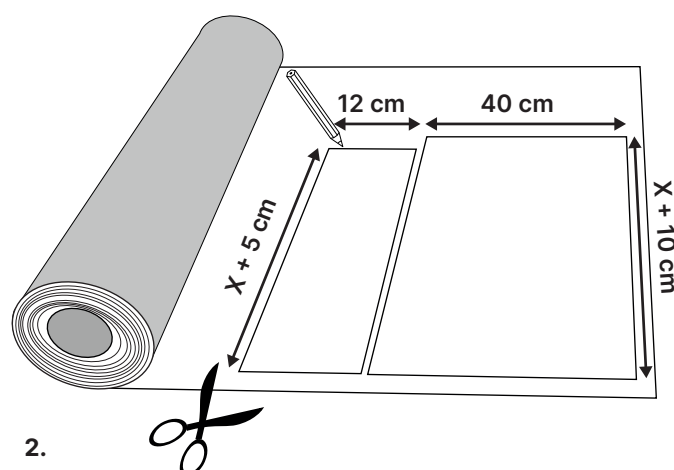

Materialer

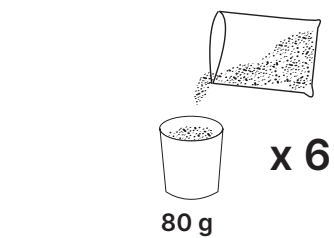
- 2 × 250 g plastgranulat (varenr. 39099)
- 60 cm stof
- 30 cm bånd/læderrem til strop
- Fiberfyld:
 - Dørbredde ca. 75 cm = 300 g
 - Dørbredde ca. 100 cm = 400 g
 - Brug fyldet fra en pude (fx varenr. 38000050)

Pssst ...! Du kan også sy din trækstopper på mål efter dine vinduer.

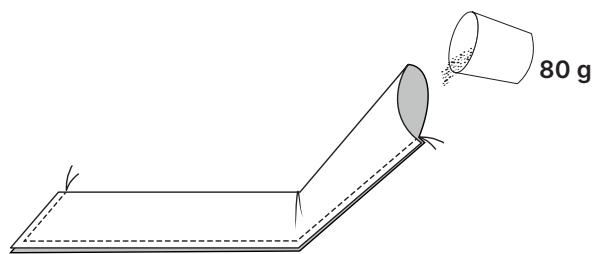


**GRATIS
DIY**

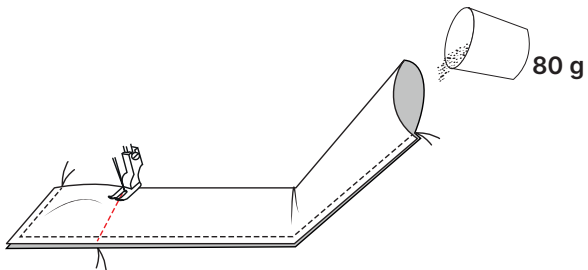




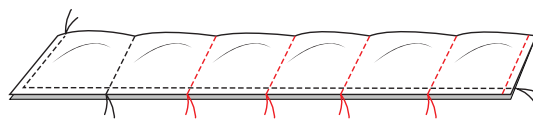
5.



6.



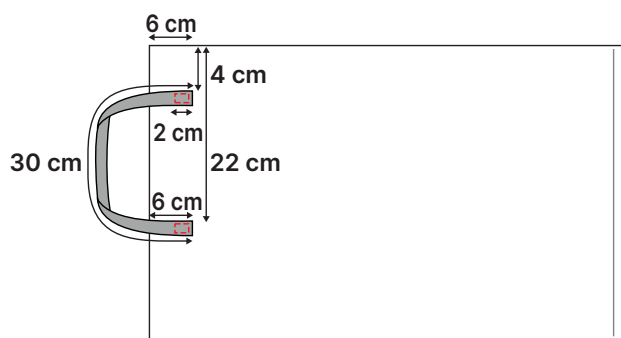
7.




8.



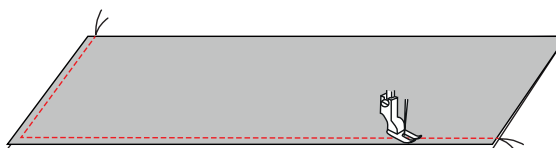
9.



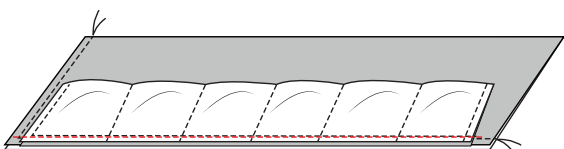
10.



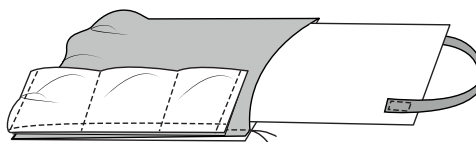
11.




12.



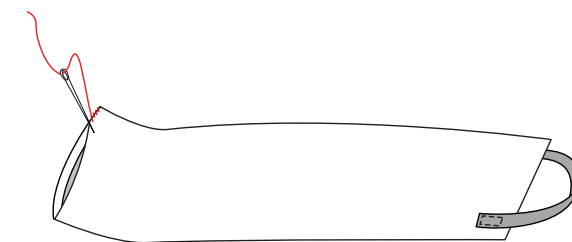
13.



14.



15.



16.