

EASY BALLET TUTU SKIRT

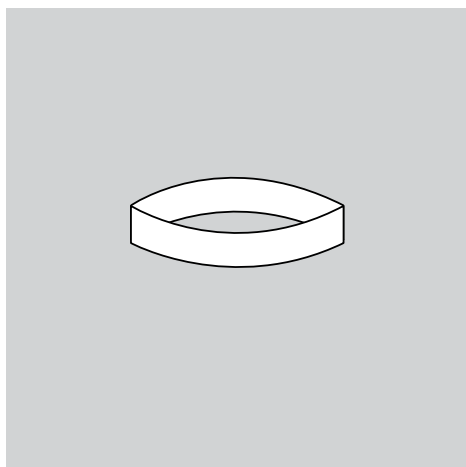


MATERIALS

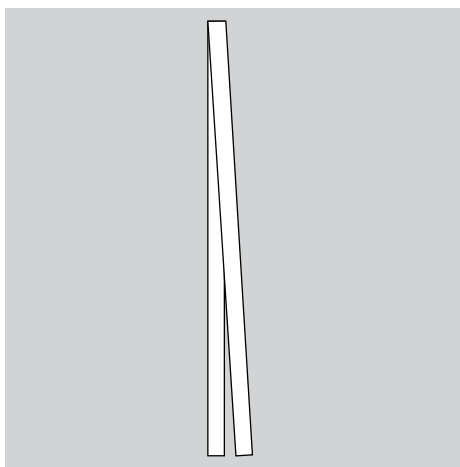
- Elastic, at least 25 mm wide
- Tulle, Colour 1, 1.5 m
- Tulle Colour 2, 1.5 m



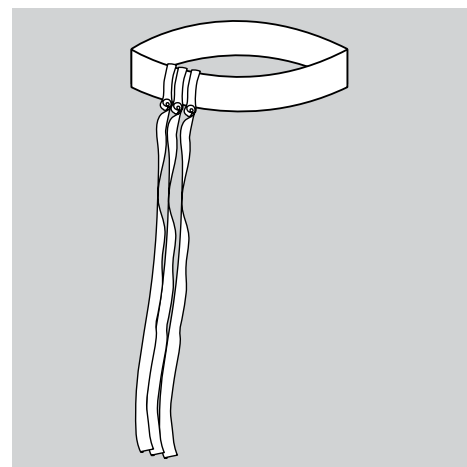
1. Measure the waist. Cut elastic to fit when slightly stretched.



2. Stitch the ends of the elastic together (to form a ring).



3. Fold the tulle fabric. Cut strips 4.5 cm wide. Length: 75 cm folded, 150 cm full length. Adjust to any length as desired.



4. Tie the strips around the elastic all the way around, alternating between colours 1 and 2, to make a ballet tutu. The more strips you use, the fuller the skirt.