

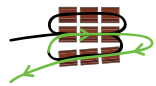
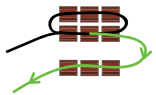
# FÖLJ INSTRUKTIONERNA – GÖR DINA EGNA MIYUKI ÖRHÄNGEN MIYUKI ÖRHÄNGEN MED TOFS



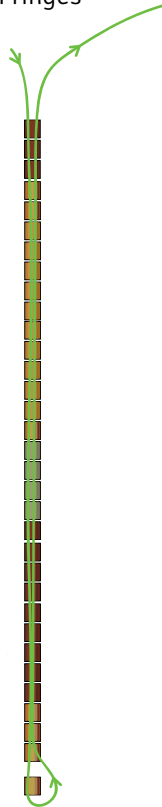
*Tips: Du kan se en DIY-video för örhängena på vår YouTube-kanal.*




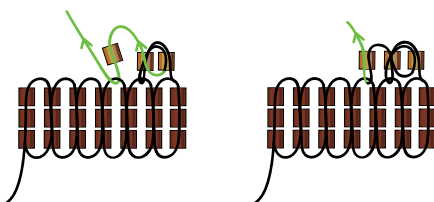
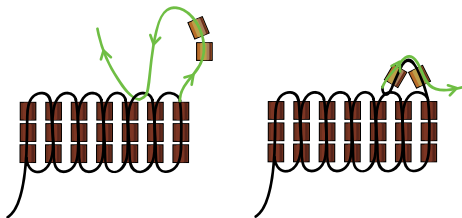

Ladder Stitch



Fringes



Bridge Stitch



Loop - 3

- 2
- 3
- 4
- 5
- 6

Bridge stitch

Start 3 X 7

3 (5,7,9,7,5,3)

2

10

1

4

9

4

Fringes