

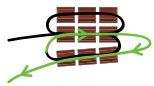
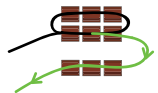
# MIYUKI TASSEL EARRING



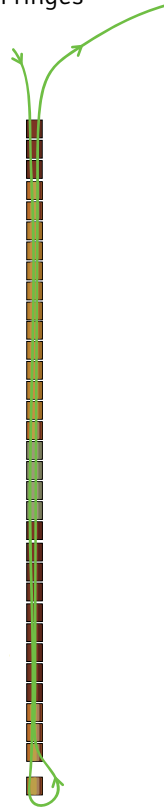
*TIP: Watch the DIY video for this earring on our YouTube channel.*



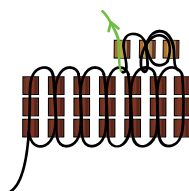
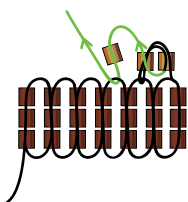
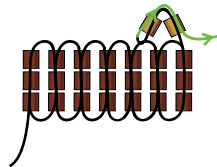
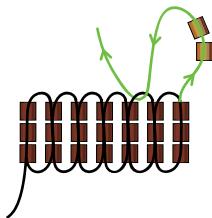

Ladder Stitch



Fringes



Bridge Stitch



Loop - 3

- 2
- 3
- 4
- 5
- 6

Bridge stitch

Start 3 X 7

3 (5,7,9,7,5,3)

2

10

1

4

9

4

Fringes