

## HAIR CLIP AND EARRING



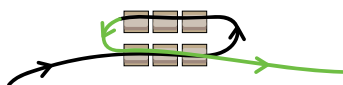
Check out our tutorial for this project on our YouTube channel.

## Ladder Stitch

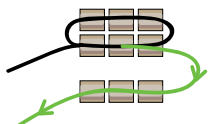
1.




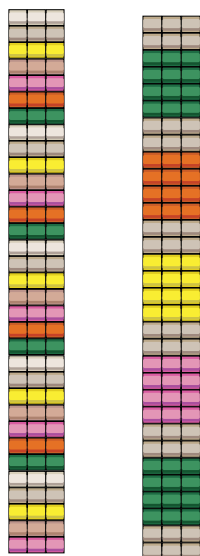
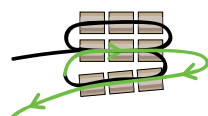
2.



3.



4.

**CLIP DECORATION:**

1. Use the Ladder Stitch technique (steps 1-4).
2. To stabilise the clip decoration, weave the thread back through the beads to the starting point.
3. Using jewellery glue, glue the clip decoration onto the clip.

**EARRING:**

1. Use the Ladder Stitch technique (steps 1-4).
2. To stabilise the earring, weave the thread back through the beads to the start.
3. Sew a single bead onto the top, see pattern.
4. Attach an O-ring and ear hook.