


Kreativ idé til bordpynt og meget mere

Perledekorationer

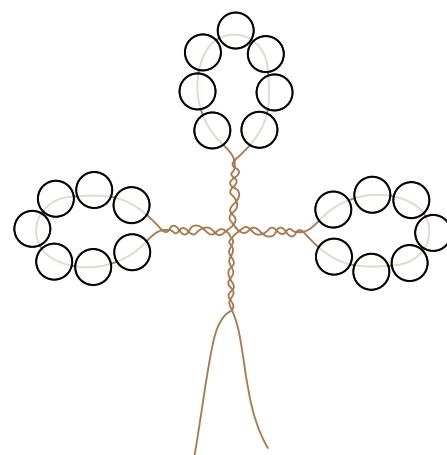
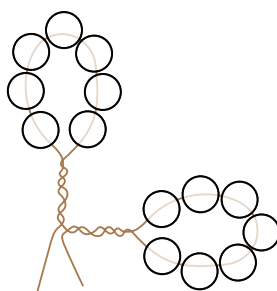
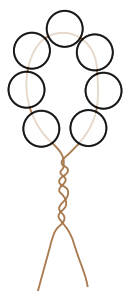

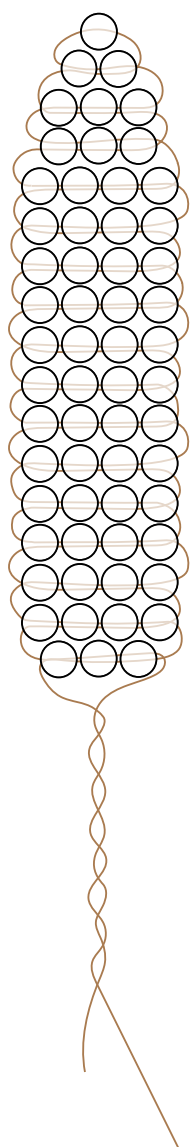
Materialer

- Matsuno glasperler, 3 mm
- Tangsæt eller bidetang
- Smykkewire, 0,41 mm
- Perle (perlemor), 10 mm

Lav perledekorationer efter skabelonerne, der er vist her. Slip kreativiteten løs, og sæt dem sammen til dine egne perleplanter eller andre motiver.



GRATIS
DIY



Pssst ...! Brug perledekorationerne til smykker, hårpynt, bordpynt og meget, meget mere.