

#SNOWBALLFIGHTSOCKS

snowball fight socks



#SNOWBALLFIGHTSOCKS

snowball fight socks

ABBREVIATIONS:

st[s] = stitch(es)**k** = knit**p** = purl**patt** = pattern**tbl** = through the back loop**k2tog** = knit 2 sts together**k3tog** = knit 3 sts together**p2tog** = purl 2 sts together**yo** = yarn over**inc** = increase[s]**dec** = decrease[s]**cont** = continue**rep** = repeat**eyelet** = k2tog, yo, on the next round p the yo**mid dec** = when 2 sts remain before the middle
k2tog, k2togtbl

SOCKS

On UK size 11 [3 mm] double pointed needles cast on 72 sts with colour 1.

K 1 round, p 1 round, k 1 round.

Round 4: *k1, yo, k4, k3tog, k4, yo* rep from * to * a total of 5 times.**Round 5:** K, k all the yo tbl.

Repeat round 4 and 5 a total of 4 times.

Change to colour 2.

Rep round 4 and 5 once.

Change to colour 1.

Rep round 4 and 5 twice.

Change to colour 2.

Rep round 4 and 5 once.

Change to colour 1.

Rep round 4 and 5 4 times.

K 1 round.

Now work in patt - according to chart 3 across the first 37 sts and according to chart 4 on the next 35 sts.

Work until the heel marking.

The heel is worked across the 25 sts from chart 3.

Work 18 rows back and forth across the 25 sts in stripe patt according to chart 5.

Now work heel dec.

It is important that the color making up the stripe patt is on top when k2tog.

Row 1: K14, k2tog, k1, turn.**Row 2:** Slip 1 st, k4, p2tog, k1, turn.**Row 3:** Slip 1 st, k5, k2tog, k1, turn.**Row 4:** Slip 1 st, k6, p2tog, k1, turn.**Row 5:** Slip 1 st, k7, k2tog, k1, turn.**Row 6:** Slip 1 st, k8, p2tog, k1, turn.**Row 7:** Slip 1 st, k9, k2tog, k1, turn.**Row 8:** Slip 1 st, k10, p2tog, k1, turn.**Row 9:** Slip 1 st, k11, k2tog, k1, turn.**Row 10:** Slip 1 st, k12, p2tog, k1, turn.

You now have 15 heel sts.

Now work the gusset.

Pick up 14 sts on both sides of the heel, pick up the sts in stripes.

K 1 round.

Work dec for the gusset on every 2nd round, the dec are worked so that the first and last st of chart 4 is on top and the st on the heel on the bottom.

Work dec until 60 sts remain on the round [25 sts in stripe patt].

Cont the stripe patt under the foot according to chart 5 until round 92 is worked, now work dec for the toe according to chart 6, again the sts from chart 4 has to be on top when working k2tog.

Pull the yarn through the last 12 sts, tighten and weave in the end thoroughly.

SIZES

36/37 [38/39] 40/41

YARN

Sensible Fraya

100% Wool Superwash

50 g = 144 m

or

Steady Fraya

70% Wool + 30% Polyamide

50 g = 150 m

YARDAGE

Colour 1 100 g

Colour 2 100 g

GAUGE

29 sts and 26 rows to 10 x 10 cm in
patt on UK size 11 [3 mm] needles.

SUGGESTED NEEDLE SIZE

UK size 11 (3 mm) double
pointed needles

Please note: The needle sizes given above are only suggestions. The size of the needles you need depends on your personal gauge. If you knit firmly you might need a large needle size, if you knit loosely you might need a smaller needle size.

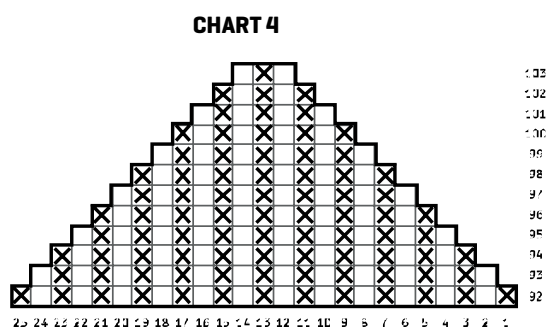
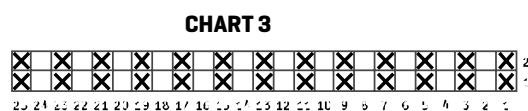
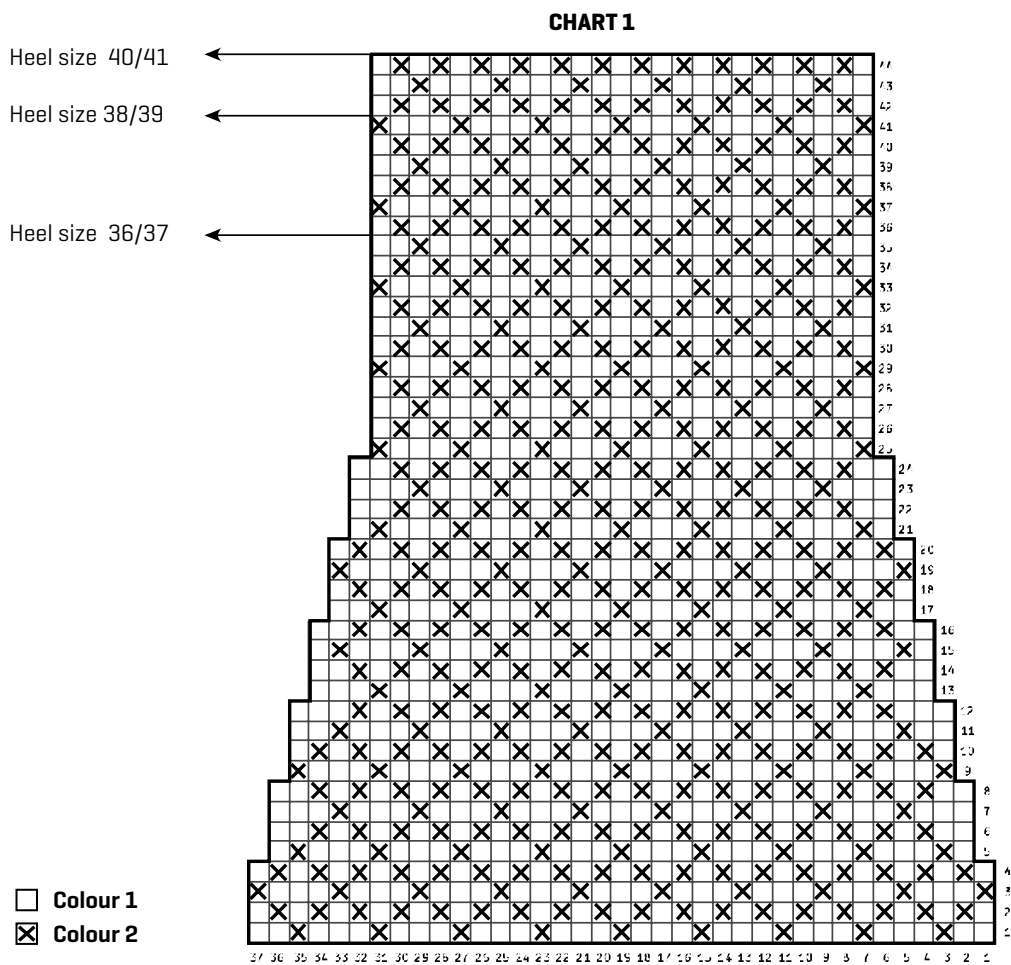


CHART 2

35 34 33 32 31 30 29 28 27 26 25 24 23 22 21 20 19 18 17 16 15 14 13 12 11 10 9 8 7 6 5 4 3 2

Heel size 40/41

Start size 38/39

Start size 40/41

