




#SWEETMUSICDRUMSANDPRETZELS

sweet music drums and pretzels



FRAYA[®]



♥ DO YOU WANT IT TO FEEL EVEN MORE LIKE CHRISTMAS? THE DRUM HAS THE PRETTIEST SILVER STITCHING, AND THE PRETZEL [ALMOST] SMELLS LIKE IT COMES STRAIGHT FROM THE OVEN! BOTH ARE PERFECT TO HANG ON YOUR TREE, BUT YOU CAN ALSO USE THEM TO DECORATE A BASKET, BOWL, OR WHATEVER YOU LIKE. THE PERFECT HOLIDAY PROJECT FOR THE INTERMEDIATE CROCHETER.

#SWEETMUSICDRUMSANDPRETZELS

sweet music drums and pretzels

ABBREVIATIONS:

st(s)	= stitch(es)	htr	= half treble crochet
cs	= chain stitch	rep	= repeat
sls	= slip stitch	rnd(s)	= round(s)
db	= double stitch		

PRETZEL

Worked using brown yarn.

Using UK size 11 [3 mm] crochet hook, crochet 3 cs, and join with a sls to 1st cs to form a ring.

Crochet 8 db in the ring.

Continue by crocheting db in the round, and stuff with fibre filling as you go.

Crochet until the work measures approx. 35 cm.

Weave the tail through the last rnd of sts, making sure the "snake" is stuffed with fibre filling.

Shape the "snake" like a pretzel, and sew the ends together while weaving in the ends.

DRUM

2 coloured pattern: When crocheting the 2 coloured pattern, the last yarn over of a st is worked in the new colour.

Bottom/top:

Worked in nature.

Using UK size 11 [3 mm] crochet hook, crochet 3 cs, and join with a sls to 1st cs to form a ring.

Rnd 1: 6 db in the ring

Rnd 2: 2 db in every other st = 9 db

Rnd 3: 2 db in every 2nd and 3rd st = 15 db

Rnd 4: 2 db in every 2nd and 3rd st = 25 db

Rnd 5: *2 db in next st, 3 db*, rep from * to * to end of rnd, ending with 2 db in the last st = 32 db

Weave in the ends.

Side:

All rows are turned with 1 cs.

Work 8 cs with dusty eucalyptus, turn.

Row 1: 8 db with dusty eucalyptus, turn.

Row 2: 6 db with dusty eucalyptus, 2 db with nature, turn.

Row 3: 4 db with nature, 4 db with dusty eucalyptus, turn.

Row 4: 2 db with dusty eucalyptus, 6 db with nature, turn.

Row 5: 8 db with nature, turn.

Row 6: 2 db with dusty eucalyptus, 6 db with nature, turn.

Row 7: 4 db with nature, 4 db with dusty eucalyptus, turn.

Row 8: 6 db with dusty eucalyptus, 2 db with nature, turn.

Rep row 1-8 a total of 4 times.

Sew the side together to form a ring.

Using silver, crochet 1 rnd of db on one side of the ring, 32 db in total. Now join bottom and side with 1 rnd of db.

Using silver, crochet 1 rnd of db on the other side of the ring, 32 db in total. Now join top and side with 1 rnd of db. Stuff the drum with fibre filling before closing the rnd. When top and side are joined, crochet 3 cs, skip 2 sts, 1 sls in next st. Weave in the ends.

Using silver, sew long sts on the side of the drum where nature and dusty eucalyptus meet.

YARN

Colourful Fraya

100% Cotton

50 g = 170 m

Shiny Fraya

66% Viscose + 34% Polyester

25 g = 125 m

YARDAGE

Pretzel: 25 g brown

Drum: 10 g nature

10 g dusty eucalyptus

10 g silver

SUGGESTED NEEDLE SIZE

UK size 11 [3 mm] crochet hook

Please note: It is important to obtain gauge. The work should have a close texture. Try with a smaller or larger needle if necessary.

NOTIONS

Fibre fillinf