

Decorative napkins for your dining table

Sewing pattern: Squiggle Napkin



Materials (makes 3 napkins)

- Fabric, 45 cm (minimum width 120 cm)
- Ric rac ribbon, 450 cm
- Optional: marker pen or tailor's chalk

- Cut 1 piece of fabric (see pattern).
- Stitch 0.5 cm from the edge all the way around. See fig. 1. This will prevent the fabric from fraying too much in the wash.
- Sew ric rac ribbon 1 cm from the edge. If you wish, use the marker pen to make guidelines for sewing.
- When you have sewn on the ribbon, fold the end of the ribbon 0.5 cm and sew over the top. See fig. 2.

Sewing tip: If you use nylon/polyester ribbon, you can melt the ends to prevent fraying.

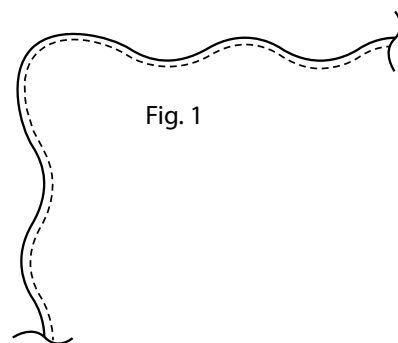


Fig. 1

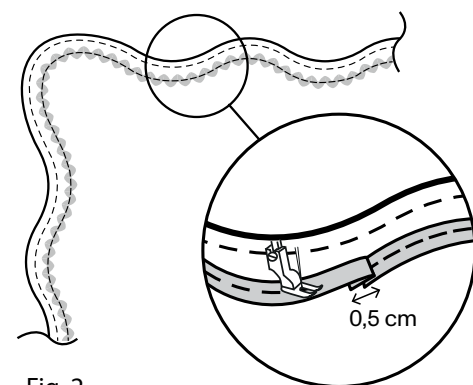
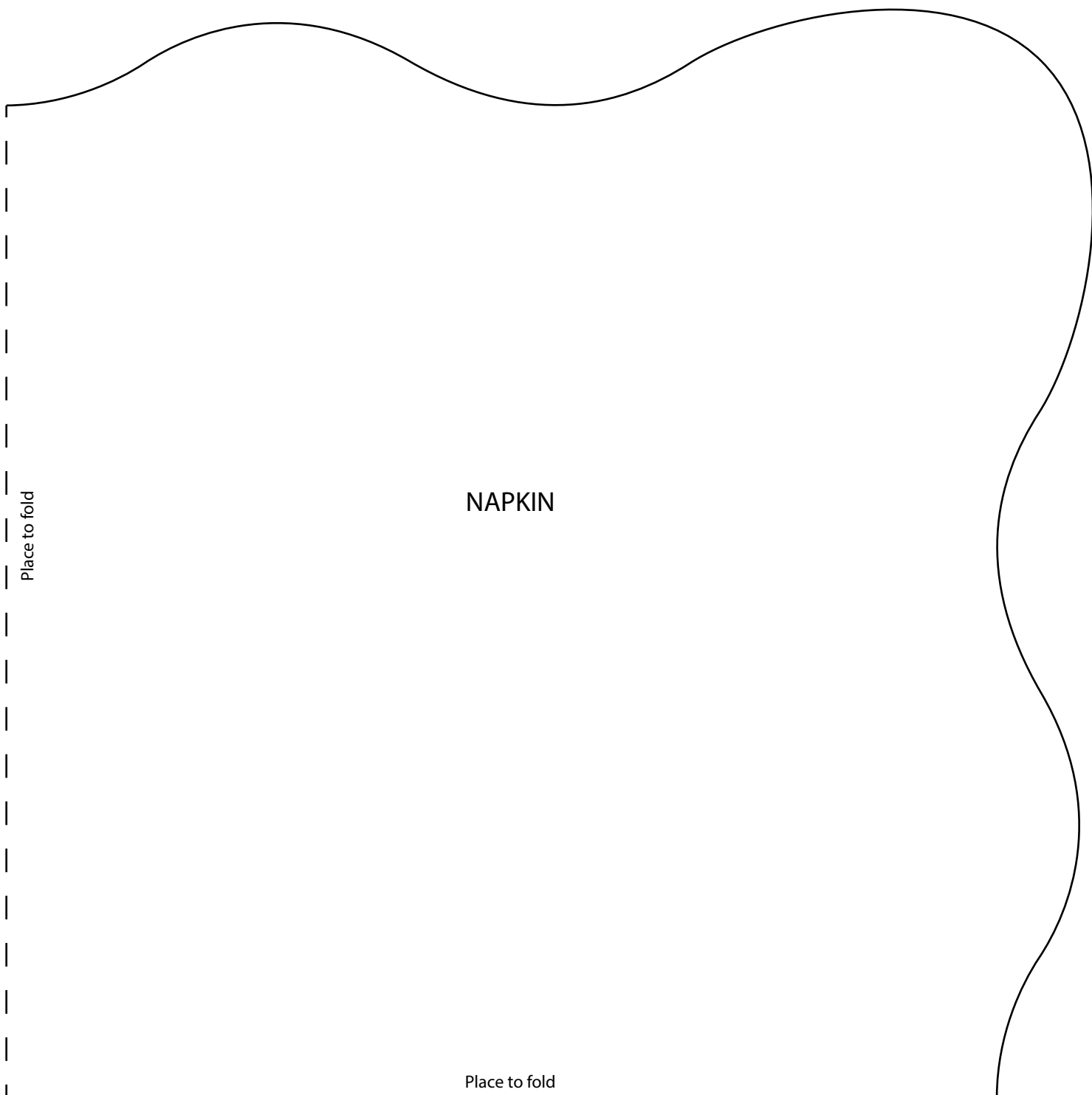


Fig. 2



Place to fold

Place to fold